



Dünyanın dört bir yanında  
**dört dörtlük pencereler**  
üretiyoruz.

## FİYAT LİSTESİ

Tarih: 05.09.2014 Liste No.02





## İÇİNDEKİLER

<i>PENWOOD</i>	3
<i>ATLANTİK 760</i>	4
<i>MARMARA SERİSİ</i>	5
<i>ATLANTİK SERİLERİ</i>	8
<i>Atlantik 790</i>	8
<i>Atlantik 777</i>	8
<i>Atlantik 750</i>	9
<i>Atlantik Ortak Profiller</i>	9
<i>Atlantik Silverline</i>	12
<i>PASİFİK SERİSİ</i>	13
<i>PERGE SÜRME SERİSİ</i>	15
<i>PERGE AVANTAJ SERİSİ</i>	16
<i>MARMARA SÜRME SERİSİ</i>	17
<i>PANJUR SERİSİ</i>	18
<i>KEPENK SERİSİ</i>	19
<i>YARDIMCI MALZEMELER</i>	20

# ADOPEN PENWOOD

AHŞAP KOMPOZİT PENCERE

Profil ayrı destek sacı ayrı uygulamasına son veren ADOPEN'in devrim niteliğindeki yeni profili PENWOOD, ile üretilen pencerelerimizde yapılan rüzgar, yağmur, hava, kullanım gücü, dayanıklılık, güven ve ısı yalıtım testlerini üstün başarı ile geçen ürünlerimizin ulaştığı başarı düzeyinin ve kalite onayının haklı gururunu yaşıyoruz.

Doğal  
birleşim...



## NEDEN PENWOOD

Destek sacı kullanımını ortadan kaldırdık.

Destek sacı kullanımına gerek kalmadığı için atölyede işçilik maliyetlerini düşürdük.

### Kolay kesim, pratik montaj

Destek sacı sisteminde pencere kolu kısmına gelen bölgelerde destek sacı kesimine gerek yok. Kolay kesiliyor, kolay uygulanıyor.

### Ekstra stok alanına gerek yok

Artık saca ayrı profile ayrı yer ayırmaya pasa kire son. Penwood teknolojiyle üretilen profiller bir bütün halinde stoklanabiliyor.

Kesme ve vidalama için ayrı ayrı makinelerden kurtulduk.

### Azalan işçilik maliyetleri

Pratikliği sayesinde birçok makineyle uzun ve uğraştırıcı süreçlerden kurtulup daha verimli bir çalışma süreci yarattık.

### Size zaman kazandırdık

Pratikliği ve kolay uygulanabilirliği sayesinde artık pencere imalatı için saatler harcamak yok.

## LAMİNE RENK KARTELASI



Maun



Koyu Meşe



Altın Meşe



Kiraz



Gri



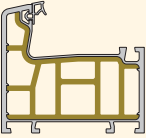
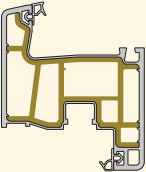
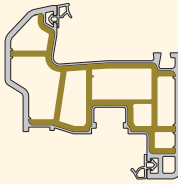
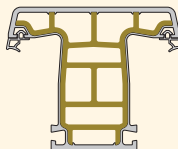
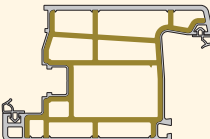
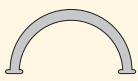
Krem

CLASSIFICATION OF PROPERTIES			
No: 8166/15-855-0113			
MOBİLNE laboratuvarı			
4	TA	C4	
4	BA	C1B2	350 N
4	BA	C3B4	

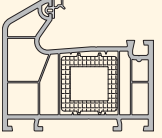
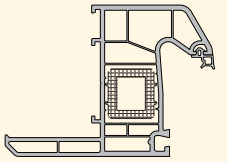
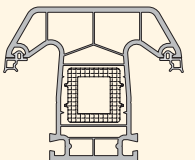
CE Pencere Testleri sonuç belgesi

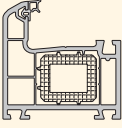
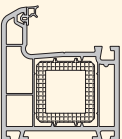
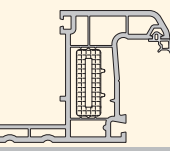
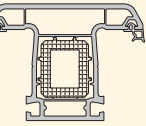
TEST REPORT			
No: 183/13			
Determination of thermal transmittance according to CEN EN 12412:2			
Order No:	183/13	Number of copies:	2
Customer:	ADOPEN PLASTIC ve DEKAT SANAYİ A.Ş.	Number of pages:	2
Manufacturer:	MOBİLNE	Copy No:	1
Test object:	Thermal transmittance of composite 90 and turn window, 100 PENWOOD system		
Test result:	0,41 ± 0,03 W/m²K		
Class of energy efficiency:	E (E = 0,20) to K (-11,6) 2010		
Class of thermal transmittance:	U5 = 1,1 W/m²K		

Pencere ısı geçirgenlik test sonuç belgesi

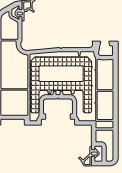
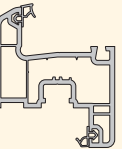
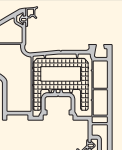
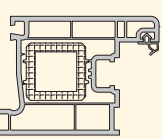
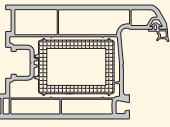
PROFİL ADI	AÇIKLAMA	CRP'li PROFİL		
		PAKET MK.	KODU	
	PROFİL BEYAZ İÇ YÜZ LAMİNE DIŞ YÜZ LAMİNE ÇİFT YÜZ LAMİNE	24 mt	75109 - 11000 75109 - X10X1 75109 - X10X2 75109 - X10X3	
<b>KASA PROFİLİ (42 mm)</b>				
	PROFİL BEYAZ İÇ YÜZ LAMİNE DIŞ YÜZ LAMİNE ÇİFT YÜZ LAMİNE	24 mt	75109 - 15000 75109 - X50X1 75109 - X50X2 75109 - X50X3	
<b>KANAT PROFİLİ (60 mm)</b>				
	PROFİL BEYAZ İÇ YÜZ LAMİNE DIŞ YÜZ LAMİNE ÇİFT YÜZ LAMİNE	24 mt	75109 - 16000 75109 - X60X1 75109 - X60X2 75109 - X60X3	
<b>DAMLALIKLI KANAT PROFİLİ (56 mm)</b>				
	PROFİL BEYAZ İÇ YÜZ LAMİNE DIŞ YÜZ LAMİNE ÇİFT YÜZ LAMİNE	24 mt	75109 - 13000 75109 - X30X1 75109 - X30X2 75109 - X30X3	
<b>ORTA KAYIT PROFİLİ (42 mm)</b>				
	PROFİL BEYAZ İÇ YÜZ LAMİNE DIŞ YÜZ LAMİNE ÇİFT YÜZ LAMİNE	24 mt	75109 - 17000 75109 - X70X1 75109 - X70X2 75109 - X70X3	
<b>KAPI KANAT PROFİLİ (86 mm)</b>				
	KASA ÇİFT CAM BEYAZ KASA TEK CAM BEYAZ KANAT ÇİFT CAM BEYAZ KANAT TEK CAM BEYAZ ORTA KAYIT ÇİFT CAM BEYAZ ORTA KAYIT TEK CAM BEYAZ		70109 - 01000 70109 - 01001 70109 - 05000 70109 - 05001 70109 - 03000 70109 - 03001	
<b>KEMERLİ DOĞRAMA PROFİLİ</b>				

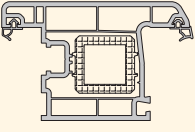
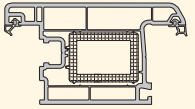
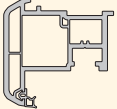





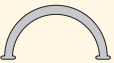
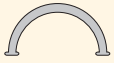
Kemer için minimum çap 70 cm. dir.

PROFİL ADI	AÇIKLAMA	PROFİL			GRP'li PROFİL		
		PAKET MK.	KODU		PAKET MK.	KODU	
	PROFİL BEYAZ İÇ YÜZ LAMİNE DIŞ YÜZ LAMİNE ÇİFT YÜZ LAMİNE	36 mt	21107 - 11500 21107 - X15X1 21107 - X15X2 21107 - X15X3		24 mt	71107 - 11500 71107 - X15X1 71107 - X15X2 71107 - X15X3	
<b>KASA PROFİLİ (42 mm)</b>							
	PROFİL BEYAZ İÇ YÜZ LAMİNE DIŞ YÜZ LAMİNE ÇİFT YÜZ LAMİNE	36 mt	21107 - 14500 21107 - X45X1 21107 - X45X2 21107 - X45X3		24 mt	71107 - 14500 71107 - X45X1 71107 - X45X2 71107 - X45X3	
<b>PERVAZLI KASA PROFİLİ</b>							
	PROFİL BEYAZ İÇ YÜZ LAMİNE DIŞ YÜZ LAMİNE ÇİFT YÜZ LAMİNE	36 mt	21107 - 13500 21107 - X35X1 21107 - X35X2 21107 - X35X3		24 mt	71107 - 13500 71107 - X35X1 71107 - X35X2 71107 - X35X3	
<b>ORTA KAYIT PROFİLİ (40 mm)</b>							

PROFİL ADI	AÇIKLAMA	PROFİL			CRP'li PROFİL		
		PAKET MK.	KODU		PAKET MK.	KODU	
	PROFİL BEYAZ	36 mt	21107 - 11100		24 mt	71107 - 11100	
<b>KASA PROFİLİ (40 mm)</b>							
	PROFİL BEYAZ	36 mt	21107 - 11200		24 mt	71107 - 11200	
<b>SÜPER KASA PROFİLİ (48 mm)</b>							
	PROFİL BEYAZ	36 mt	21107 - 11300		24 mt	71107 - 11300	
<b>PERVAZLI KASA PROFİLİ (72 mm)</b>							
	PROFİL BEYAZ İÇ YÜZ LAMİNE DIŞ YÜZ LAMİNE ÇİFT YÜZ LAMİNE	36 mt	21107 - 13100 21107 - X31X1 21107 - X31X2 21107 - X31X3		24 mt	71107 - 13100 71107 - X31X1 71107 - X31X2 71107 - X31X3	
<b>ORTA KAYIT PROFİLİ (40 mm)</b>							


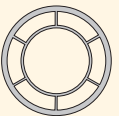
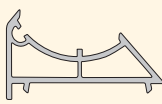
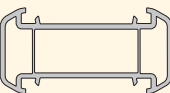
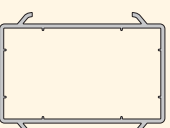
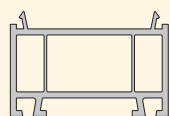



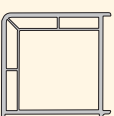
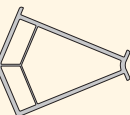
**ATLANTİK 760 - MARMARA SERİSİ ORTAK PROFİLLER**

	PROFİL BEYAZ İÇ YÜZ LAMİNE DIŞ YÜZ LAMİNE ÇİFT YÜZ LAMİNE	36 mt	21107 - 15100 21107 - X51X1 21107 - X51X2 21107 - X51X3		24 mt	71107 - 15100 71107 - X51X1 71107 - X51X2 71107 - X51X3	
<b>KANAT PROFİLİ (61 mm)</b>							
	PROFİL BEYAZ İÇ YÜZ LAMİNE DIŞ YÜZ LAMİNE ÇİFT YÜZ LAMİNE	36 mt	21107 - 15300 21107 - X53X1 21107 - X53X2 21107 - X53X3				
<b>DAR KANAT PROFİLİ (51 mm)</b>							
	PROFİL BEYAZ İÇ YÜZ LAMİNE DIŞ YÜZ LAMİNE ÇİFT YÜZ LAMİNE	36 mt	21107 - 16100 21107 - X61X1 21107 - X61X2 21107 - X61X3		24 mt	71107 - 16100 71107 - X61X1 71107 - X61X2 71107 - X61X3	
<b>DAMLALIKLI KANAT PROFİLİ (61 mm)</b>							
	PROFİL BEYAZ İÇ YÜZ LAMİNE DIŞ YÜZ LAMİNE ÇİFT YÜZ LAMİNE	24 mt	21107 - 17200 21107 - X72X1 21107 - X72X2 21107 - X72X3		24 mt	71107 - 17200 71107 - X72X1 71107 - X72X2 71107 - X72X3	
<b>DAR KAPI KANAT PROFİLİ (75 mm)</b>							
	PROFİL BEYAZ İÇ YÜZ LAMİNE DIŞ YÜZ LAMİNE ÇİFT YÜZ LAMİNE	24 mt	21107 - 17100 21107 - X71X1 21107 - X71X2 21107 - X71X3		24 mt	71107 - 17100 71107 - X71X1 71107 - X71X2 71107 - X71X3	
<b>KAPI KANAT PROFİLİ (85 mm)</b>							

PROFİL ADI	AÇIKLAMA	PROFİL			GRP'li PROFİL		
		PAKET MK.	KODU		PAKET MK.	KODU	
	PROFİL BEYAZ İÇ YÜZ LAMİNE DIŞ YÜZ LAMİNE ÇİFT YÜZ LAMİNE	24 mt	21107 - 18200 21107 - X82X1 21107 - X82X2 21107 - X82X3		24 mt	71107 - 18200 71107 - X82X1 71107 - X82X2 71107 - X82X3	
<b>DAR DIŞA AÇILIM KAPI KANAT (55 mm)</b>							
	PROFİL BEYAZ İÇ YÜZ LAMİNE DIŞ YÜZ LAMİNE ÇİFT YÜZ LAMİNE	24 mt	21107 - 18100 21107 - X81X1 21107 - X81X2 21107 - X81X3		24 mt	71107 - 18100 71107 - X81X1 71107 - X81X2 71107 - X81X3	
<b>DIŞA AÇILIM KAPI KANAT (65 mm)</b>							
	PROFİL BEYAZ İÇ YÜZ LAMİNE DIŞ YÜZ LAMİNE ÇİFT YÜZ LAMİNE	36 mt	22107 - 19000 22107 - X90X1 22107 - X90X2 22107 - X90X3				
<b>ÇİFT KANAT ARA PROFİLİ</b>							
	BEYAZ (Gri Contalı) LAMİNE (Contalı)	180 mt	20101 - 04400 20101 - X44X1				
<b>DEKORATİF TEK CAM ÇİTASI (4 mm)</b>							
	BEYAZ (Gri Contalı) LAMİNE (Contalı)	180 mt	20101 - 04300 20101 - X43X1				
<b>DEKORATİF ÇİFT CAM ÇİTASI (20 mm)</b>							
	BEYAZ (Gri Contalı) LAMİNE (Contalı)	180 mt	20101 - 04700 20101 - X47X1				
<b>DÜZ ÇİFT CAM ÇİTASI (20 mm)</b>							
	BEYAZ (Gri Contalı) LAMİNE (Contalı)	180 mt	20101 - 04500 20101 - X45X1				
<b>DEKORATİF ÇİFT CAM ÇİTASI (24 mm)</b>							
	BEYAZ (Gri Contalı) LAMİNE (Contalı)	180 mt	20101 - 04600 20101 - X46X1				
<b>ÜÇLÜ CAM ÇİTASI (32 mm)</b>							
	KASA ÇİFT CAM KASA TEK CAM ORTA KAYIT ÇİFT CAM ORTA KAYIT TEK CAM KANAT ÇİFT CAM KANAT TEK CAM SÜPER KASA ÇİFT CAM SÜPER KASA TEK CAM		20309 - 01100 20309 - 01101 20309 - 03100 20309 - 03101 20309 - 05100 20309 - 05101 20309 - 01200 20309 - 01201				
<b>KEMERLİ DOĞRAMA PROFİLİ</b>							
	KEMERLİ PERVAZ KEMERLİ PERVAZ LAMİNE		21108 - 02000 21108 - 02001				
<b>KEMERLİ PERVAZ PROFİLİ (60x90)</b>							

Tek yüz lamine kemerlerde %50, Çift yüz lamine kemerlerde %80 fiyat farkı uygulanır.

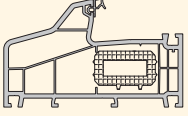
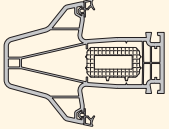




PROFİL ADI	KODU	AMBALAJ MİKTARI	AÇIKLAMA
	20105 - 05000 20105 - X50X1	36 mt	BEYAZ LAMİNE
<b>AÇILI DÖNÜŞ BORUSU (Ø 50 mm)</b>			
	20105 - 05100 20105 - X51X1	36 mt	BEYAZ LAMİNE
<b>AÇILI DÖNÜŞ BORUSU (2 ODACIKLI) Ø 50 mm</b>			
	20106 - 04100 20106 - X41X1 20106 - X41X2 20106 - X41X3	90 mt	PROFİL BEYAZ İÇ YÜZ LAMİNE DIŞ YÜZ LAMİNE ÇİFT YÜZ LAMİNE
<b>KÖŞE DÖNÜŞ PROFİLİ</b>			
	20105 - 05200 20105 - X52X1 20105 - X52X3	36 mt	PROFİL BEYAZ TEK YÜZ LAMİNE ÇİFT YÜZ LAMİNE
<b>KALIN BAĞ PROFİLİ</b>			
	20104 - 06100 20104 - X61X1 20104 - X61X3	24 mt	PROFİL BEYAZ TEK YÜZ LAMİNE ÇİFT YÜZ LAMİNE
<b>(60X100) TIRNAKLI KUTU</b>			
	20106 - 05000 20106 - X50X1 20106 - X50X3	36 mt	PROFİL BEYAZ TEK YÜZ LAMİNE ÇİFT YÜZ LAMİNE
<b>60'LİK KASA YÜKSELTME PROFİLİ (35 mm)</b>			
	20105 - 05300	120 mt	BEYAZ
<b>60'LİK KASA MONTAJ PROFİLİ</b>			
	20106 - 01000 20106 - 21000	120 mt	BEYAZ KARAMEL
<b>BİRLEŞTİRME PROFİLİ</b>			
	20108 - 08000 20108 - 28000	180 mt	BEYAZ KARAMEL
<b>KISA BAĞ PROFİLİ</b>			
	20106 - 02000 20106 - X20X1	36 mt	BEYAZ LAMİNE
<b>90° KÖŞE DÖNÜŞ PROFİLİ</b>			
	20106 - 03000 20106 - X30X1 20106 - X30X2 20106 - X30X3	36 mt	PROFİL BEYAZ İÇ YÜZ LAMİNE DIŞ YÜZ LAMİNE ÇİFT YÜZ LAMİNE
<b>135° KÖŞE DÖNÜŞ PROFİLİ</b>			

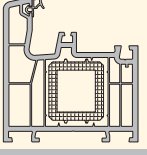
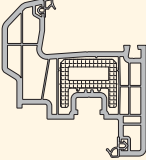
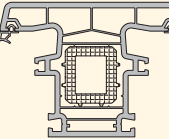
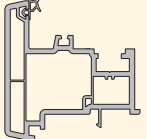


# ATLANTİK SERİSİ (70 mm - 5 odacık)

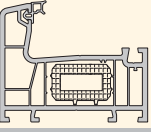
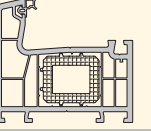
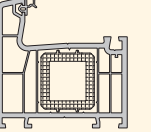
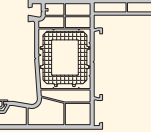
Tarih : 05.09.2014

## ATLANTİK 790

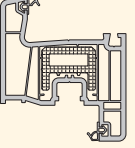
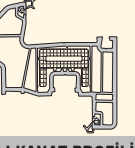




PROFİL ADI	AÇIKLAMA	PROFİL			CRP'li PROFİL		
		PAKET MK.	KODU		PAKET MK.	KODU	
 KASA PROFİLİ (45 mm)	PROFİL BEYAZ İÇ YÜZ LAMİNE DIŞ YÜZ LAMİNE ÇİFT YÜZ LAMİNE	24 mt	21109 - 11100 21109 - X11X1 21109 - X11X2 21109 - X11X3		24 mt	71109 - 11100 71109 - X11X1 71109 - X11X2 71109 - X11X3	
 ORTA KAYIT PROFİLİ (42 mm)	PROFİL BEYAZ İÇ YÜZ LAMİNE DIŞ YÜZ LAMİNE ÇİFT YÜZ LAMİNE	24 mt	21109 - 13200 21109 - X32X1 21109 - X32X2 21109 - X32X3		24 mt	71109 - 13200 71109 - X32X1 71109 - X32X2 71109 - X32X3	
 KEMERLİ DOĞRAMA PROFİLİ	KASA ÇİFT CAM KASA TEK CAM KANAT ÇİFT CAM KANAT TEK CAM SÜPER KASA ÇİFT CAM SÜPER KASA TEK CAM ORTA KAYIT ÇİFT CAM ORTA KAYIT TEK CAM		20316 - 01000 20316 - 01001 20316 - 05000 20316 - 05001 20316 - 02000 20316 - 02001 20316 - 03000 20316 - 03001				
 KEMERLİ PERVAZ PROFİLİ	60X90 PERVAZ KEMERLİ 60X90 PERVAZ LAMİNE KEMERLİ		21108 - 02000 21108 - 02001				

## ATLANTİK 777

 KASA PROFİLİ (50 mm)	PROFİL BEYAZ İÇ YÜZ LAMİNE DIŞ YÜZ LAMİNE ÇİFT YÜZ LAMİNE	36 mt	21115 - 11000 21115 - X10X1 21115 - X10X2 21115 - X10X3		24 mt	71115 - 11000 71115 - X10X1 71115 - X10X2 71115 - X10X3	
 DAMLALIKLI KANAT PROFİLİ (60 mm)	PROFİL BEYAZ İÇ YÜZ LAMİNE DIŞ YÜZ LAMİNE ÇİFT YÜZ LAMİNE	36 mt	21115 - 15000 21115 - X50X1 21115 - X50X2 21115 - X50X3		24 mt	71115 - 15000 71115 - X50X1 71115 - X50X2 71115 - X50X3	
 ORTA KAYIT PROFİLİ (45 mm)	PROFİL BEYAZ İÇ YÜZ LAMİNE DIŞ YÜZ LAMİNE ÇİFT YÜZ LAMİNE	36 mt	21115 - 13000 21115 - X30X1 21115 - X30X2 21115 - X30X3		24 mt	71115 - 13000 71115 - X30X1 71115 - X30X2 71115 - X30X3	
 HAREKETLİ ORTA KAYIT PROFİLİ	PROFİL BEYAZ İÇ YÜZ LAMİNE DIŞ YÜZ LAMİNE ÇİFT YÜZ LAMİNE	36 mt	22115 - 19000 22115 - X90X1 22115 - X90X2 22115 - X90X3				
 OVAL ÇİFT CAM ÇİTASI (24 mm)	BEYAZ (Gri Contalı) LAMİNE (Contalı)	180 mt	20101 - 07700 20101 - X77X1				
 ÜÇLÜ CAM ÇİTASI (32 mm)	BEYAZ (Gri Contalı) LAMİNE (Contalı)	180 mt	20101 - 04000 20101 - X40X1				

PROFİL ADI	AÇIKLAMA	PROFİL			CRP'li PROFİL		
		PAKET MK.	KODU		PAKET MK.	KODU	
 DAR KASA PROFİLİ (35 mm)	PROFİL BEYAZ İÇ YÜZ LAMİNE DIŞ YÜZ LAMİNE ÇİFT YÜZ LAMİNE	36 mt	21109 - 11400		24 mt	71109 - 11400	
	COLORADO BEJ		21109 - X14X1			71109 - X14X1	
 KASA PROFİLİ (42 mm)	PROFİL BEYAZ İÇ YÜZ LAMİNE DIŞ YÜZ LAMİNE ÇİFT YÜZ LAMİNE	36 mt	21109 - 11000		24 mt	71109 - 11000	
	COLORADO BEJ		21109 - X10X1			71109 - X10X1	
 SÜPER KASA PROFİLİ (49 mm)	PROFİL BEYAZ İÇ YÜZ LAMİNE DIŞ YÜZ LAMİNE ÇİFT YÜZ LAMİNE	36 mt	21109 - 12000		24 mt	71109 - 12000	
	COLORADO BEJ		21109 - X20X1			71109 - X20X1	
 PERVAZLI KASA PROFİLİ (80 mm)	PROFİL BEYAZ İÇ YÜZ LAMİNE DIŞ YÜZ LAMİNE ÇİFT YÜZ LAMİNE	36 mt	21109 - 11300		24 mt	71109 - 11300	
	COLORADO BEJ		21109 - X13X1			71109 - X13X1	

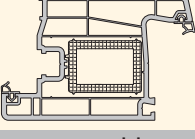
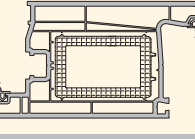
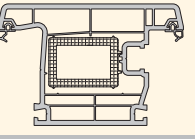
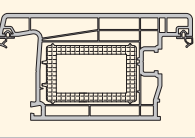
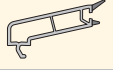





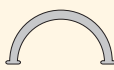
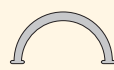
## ATLANTİK SERİSİ ORTAK PROFİLLER

 KANAT PROFİLİ (60 mm)	PROFİL BEYAZ İÇ YÜZ LAMİNE DIŞ YÜZ LAMİNE ÇİFT YÜZ LAMİNE	36 mt	21109 - 15000		24 mt	71109 - 15000	
	COLORADO BEJ		21109 - X50X1			71109 - X50X1	
 DAMLALIKLI KANAT PROFİLİ (56 mm)	PROFİL BEYAZ İÇ YÜZ LAMİNE DIŞ YÜZ LAMİNE ÇİFT YÜZ LAMİNE	36 mt	21109 - 16000		24 mt	71109 - 16000	
	COLORADO BEJ		21109 - X60X1			71109 - X60X1	
 ORTA KAYIT PROFİLİ (42 mm)	PROFİL BEYAZ İÇ YÜZ LAMİNE DIŞ YÜZ LAMİNE ÇİFT YÜZ LAMİNE	36 mt	21109 - 13000		24 mt	71109 - 13000	
	COLORADO BEJ		21109 - X30X1			71109 - X30X1	
 DAR ORTA KAYIT PROFİLİ (28 mm)	PROFİL BEYAZ İÇ YÜZ LAMİNE DIŞ YÜZ LAMİNE ÇİFT YÜZ LAMİNE	36 mt	21109 - 13100		24 mt	71109 - 13100	
	COLORADO BEJ		21109 - X31X1			71109 - X31X1	
 ÇİFT KANAT ARA PROFİLİ	PROFİL BEYAZ İÇ YÜZ LAMİNE DIŞ YÜZ LAMİNE ÇİFT YÜZ LAMİNE	36 mt	22109 - 19000				
	COLORADO BEJ		22109 - X90X1				
 TIRNAKLI ÇİFT KANAT ARA PROFİLİ	PROFİL BEYAZ İÇ YÜZ LAMİNE DIŞ YÜZ LAMİNE ÇİFT YÜZ LAMİNE	36 mt	22109 - 19100				
	COLORADO BEJ		22109 - X91X1				

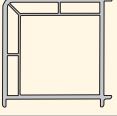
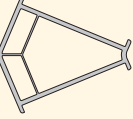

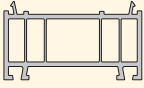

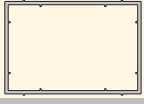




# ATLANTİK SERİSİ (70 mm - 5 odacık)



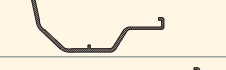


Tarih : 05.09.2014

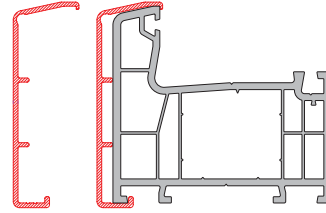
## ATLANTİK SERİSİ ORTAK PROFİLLER

PROFİL ADI	AÇIKLAMA	PROFİL			CRP'li PROFİL		
		PAKET MK.	KODU		PAKET MK.	KODU	
	PROFİL BEYAZ İÇ YÜZ LAMİNE DIŞ YÜZ LAMİNE ÇİFT YÜZ LAMİNE	24 mt	21109 - 17000 21109 - X70X1 21109 - X70X2 21109 - X70X3		24 mt	71109 - 17000 71109 - X70X1 71109 - X70X2 71109 - X70X3	
<b>KAPI KANAT PROFİLİ (86 mm)</b>	<b>COLORADO BEJ</b>		<b>23316 - 17000</b>			<b>73316 - 17000</b>	
	PROFİL BEYAZ İÇ YÜZ LAMİNE DIŞ YÜZ LAMİNE ÇİFT YÜZ LAMİNE	24 mt	21110 - 17100 21110 - X71X1 21110 - X71X2 21110 - X71X3		24 mt	71110 - 17100 71110 - X71X1 71110 - X71X2 71110 - X71X3	
<b>SÜPER KAPI KANAT PROFİLİ (106 mm)</b>	<b>COLORADO BEJ</b>		<b>23314 - 17100</b>			<b>73314 - 17100</b>	
	PROFİL BEYAZ İÇ YÜZ LAMİNE DIŞ YÜZ LAMİNE ÇİFT YÜZ LAMİNE	24 mt	21109 - 18000 21110 - X80X1 21110 - X80X2 21110 - X80X3		24 mt	71109 - 18000 71110 - X80X1 71110 - X80X2 71110 - X80X3	
<b>DIŞA AÇILIM KAPI KANAT PROFİLİ (65 mm)</b>	<b>COLORADO BEJ</b>		<b>23314 - 18000</b>			<b>73314 - 18000</b>	
	PROFİL BEYAZ İÇ YÜZ LAMİNE DIŞ YÜZ LAMİNE ÇİFT YÜZ LAMİNE	24 mt	21109 - 18100 21109 - X81X1 21109 - X81X2 21109 - X81X3		24 mt	71109 - 18100 71109 - X81X1 71109 - X81X2 71109 - X81X3	
<b>SÜPER DIŞA AÇILIM KAPI KANAT PROFİLİ (85 mm)</b>	<b>COLORADO BEJ</b>		<b>23316 - 18100</b>			<b>73316 - 18100</b>	
	BEYAZ (Gri Contalı) LAMİNE (Contalı)	120 mt	20101 - 07100 20101 - X71X1				
<b>TEK CAM ÇİTASI (4 mm)</b>	<b>COLORADO BEJ</b>		<b>23101 - 07100</b>				
	BEYAZ (Gri Contalı) LAMİNE (Contalı)	180 mt	20101 - 07400 20101 - X74X1				
<b>DEKORATİF ÇİFT CAM ÇİTASI (20 mm)</b>	<b>COLORADO BEJ</b>		<b>23101 - 07400</b>				
	BEYAZ (Gri Contalı) LAMİNE (Contalı)	180 mt	20101 - 07000 20101 - X70X1				
<b>ÇİFT CAM ÇİTASI (20 mm)</b>	<b>COLORADO BEJ</b>		<b>23101 - 07000</b>				
	BEYAZ (Gri Contalı) LAMİNE (Contalı)	180 mt	20101 - 07200 20101 - X72X1				
<b>ÇİFT CAM ÇİTASI (24 mm)</b>	<b>COLORADO BEJ</b>		<b>23101 - 07200</b>				
	BEYAZ (Gri Contalı) LAMİNE (Contalı)	180 mt	20101 - 07600 20101 - X76X1				
<b>OVAL ÇİFT CAM ÇİTASI (24 mm)</b>	<b>COLORADO BEJ</b>		<b>23101 - 07600</b>				
	BEYAZ (Gri Contalı) LAMİNE (Contalı)	180 mt	20101 - 07300 20101 - X73X1				
<b>ÇİFT CAM ÇİTASI (32 mm)</b>	<b>COLORADO BEJ</b>		<b>23101 - 07300</b>				
	KASA ÇİFT CAM KASA TEK CAM KANAT ÇİFT CAM KANAT TEK CAM SÜPER KASA ÇİFT CAM SÜPER KASA TEK CAM ORTA KAYIT ÇİFT CAM ORTA KAYIT TEK CAM		20316 - 01000 20316 - 01001 20316 - 05000 20316 - 05001 20316 - 02000 20316 - 02001 20316 - 03000 20316 - 03001				
<b>KEMERLİ DOĞRAMA PROFİLİ</b>							
	KEMERLİ PERVAZ KEMERLİ PERVAZ LAMİNE		21108 - 02000 21108 - 02001				
<b>KEMERLİ PERVAZ PROFİLİ (60x90)</b>							

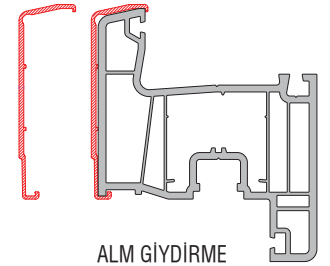
Tek yüz lamine kemerlerde %50, Çift yüz lamine kemerlerde %80 fiyat farkı uygulanır.

PROFİL ADI	KODU	AMBALAJ MİKTARI	AÇIKLAMA
 90° KÖŞE DÖNÜŞ PROFİLİ	20111 - 02000 20111 - X20X1	24 mt	BEYAZ LAMİNE
	23111 - 02000		COLORADO BEJ
 135° KÖŞE DÖNÜŞ PROFİLİ	20111 - 03000 20111 - X30X1 20111 - X30X2 20111 - X30X3	36 mt	BEYAZ İÇ YÜZ LAMİNE DIŞ YÜZ LAMİNE ÇİFT YÜZ LAMİNE
	23111 - 03000		COLORADO BEJ
 KASA MONTAJ PROFİLİ	20105 - 05300	120 mt	BEYAZ
 KASA YÜKSELTME PROFİLİ (35 mm)	20111 - 08000 20111 - X80X1 20111 - X80X3	36 mt	BEYAZ İÇ YÜZ LAMİNE ÇİFT YÜZ LAMİNE
	23111 - 08000		COLORADO BEJ
 KASA YÜKSELTME PROFİLİ (100 mm)	20111 - 08100 20111 - X81X1 20111 - X81X3	24 mt	BEYAZ İÇ YÜZ LAMİNE ÇİFT YÜZ LAMİNE
	23111 - 08100		COLORADO BEJ
 70X100 KUTU PROFİLİ	20111 - 06000 20111 - X60X1 20111 - X60X3	24 mt	BEYAZ İÇ YÜZ LAMİNE ÇİFT YÜZ LAMİNE
	23111 - 06000		COLORADO BEJ
 AÇILI DÖNÜŞ BORUSU (Ø 70 mm)	20112 - 07000 20112 - X70X1	36 mt	BEYAZ LAMİNE
	23112 - 07000		COLORADO BEJ
 AÇILI DÖNÜŞ ADAPTÖRÜ	20111 - 04000 20111 - X40X1 20111 - X40X2 20111 - X40X3	90 mt	BEYAZ İÇ YÜZ LAMİNE DIŞ YÜZ LAMİNE ÇİFT YÜZ LAMİNE
	23111 - 04000		COLORADO BEJ
 KALIN BAĞ PROFİLİ	20111 - 05000 20111 - X50X1 20111 - X50X3	36 mt	BEYAZ İÇ YÜZ LAMİNE ÇİFT YÜZ LAMİNE
	23111 - 05000		COLORADO BEJ
 BAĞ PROFİLİ	20111 - 01100 20111 - 21100	120 mt	BEYAZ KARAMEL
	23111 - 01100		COLORADO BEJ

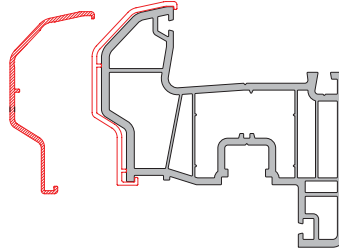
PROFİL ADI	KODU	AMBALAJ MİKTARI	AÇIKLAMA
	34025-28010	4,50 mt	ALM GIYDIRME NORMAL KASA PRF ELOKSAL (3900)
	34025-28030	4,50 mt	ALM GIYDIRME NORMAL KANAT PRF ELOKSAL (3898)
	34025-28040	4,50 mt	ALM GIYDIRME FUGALI KANAT PRF ELOKSAL (3902)
	34025-28050	4,50 mt	ALM GIYDIRME ORTA KAYIT PRF ELOKSAL (3899)
	34025-28060	4,50 mt	ALM GIYDIRME KAPI KANAT PRF ELOKSAL (3897)



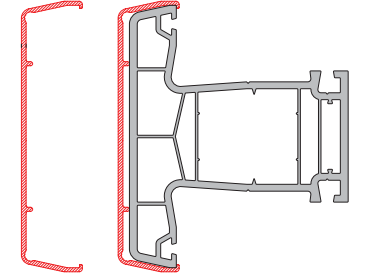
ALM GIYDIRME  
NORMAL KASA (42 mm)  
PRF ELOKSAL (3900)



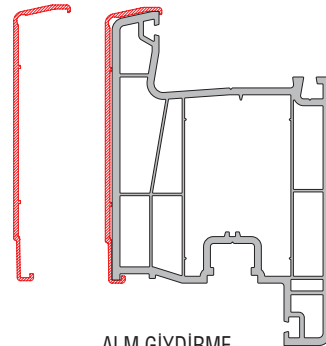
ALM GIYDIRME  
NORMAL KANAT (60 mm)  
PRF ELOKSAL (3898)



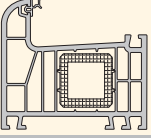
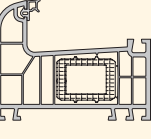
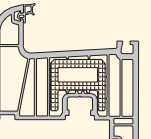
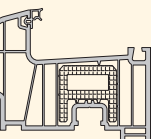
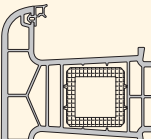
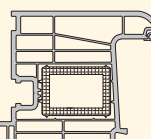
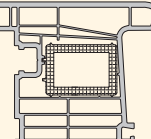
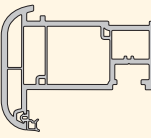
ALM GIYDIRME  
FUGALI KANAT (56 mm)  
PRF ELOKSAL (3902)

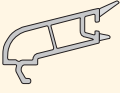


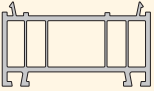
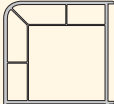

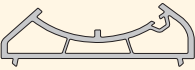


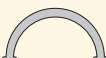


ALM GIYDIRME  
ORTA KAYIT (42 mm)  
PRF ELOKSAL (3899)



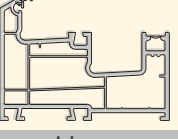
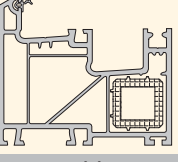
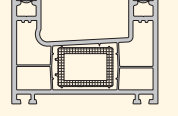
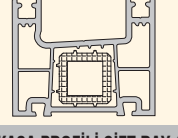
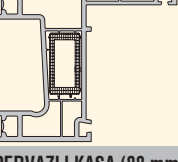
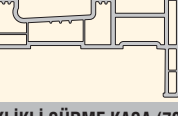
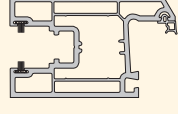
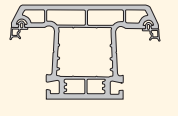
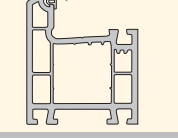
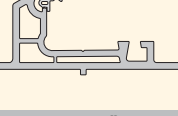
ALM GIYDIRME  
KAPI KANAT (86 mm)  
PRF ELOKSAL (3897)


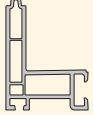
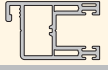








PROFİL ADI	AÇIKLAMA	PROFİL			CRP'li PROFİL		
		PAKET MK.	KODU		PAKET MK.	KODU	
 <b>KASA PROFİLİ (52 mm)</b>	PROFİL BEYAZ İÇ YÜZ LAMİNE DIŞ YÜZ LAMİNE ÇİFT YÜZ LAMİNE	24 mt	21104 - 11300 21104 - X13X1 21104 - X13X2 21104 - X13X3		24 mt	71104 - 11300 71104 - X13X1 71104 - X13X2 71104 - X13X3	
 <b>EKO KASA PROFİLİ (42 mm)</b>	PROFİL BEYAZ İÇ YÜZ LAMİNE DIŞ YÜZ LAMİNE ÇİFT YÜZ LAMİNE	24 mt	21104 - 11400 21104 - X14X1 21104 - X14X2 21104 - X14X3		24 mt	71104 - 11400 71104 - X14X1 71104 - X14X2 71104 - X14X3	
 <b>KANAT PROFİLİ (64 mm)</b>	PROFİL BEYAZ İÇ YÜZ LAMİNE DIŞ YÜZ LAMİNE ÇİFT YÜZ LAMİNE	24 mt	21104 - 15300 21104 - X53X1 21104 - X53X2 21104 - X53X3		24 mt	71104 - 15300 71104 - X53X1 71104 - X53X2 71104 - X53X3	
 <b>OVAL DAMLALIKLI KANAT PROFİLİ (64 mm)</b>	PROFİL BEYAZ İÇ YÜZ LAMİNE DIŞ YÜZ LAMİNE ÇİFT YÜZ LAMİNE	24 mt	21104 - 16000 21104 - X60X1 21104 - X60X2 21104 - X60X3		24 mt	71104 - 16000 71104 - X60X1 71104 - X60X2 71104 - X60X3	
 <b>ORTA KAYIT PROFİLİ (49 mm)</b>	PROFİL BEYAZ İÇ YÜZ LAMİNE DIŞ YÜZ LAMİNE ÇİFT YÜZ LAMİNE	24 mt	21104 - 13300 21104 - X33X1 21104 - X33X2 21104 - X33X3		24 mt	71104 - 13300 71104 - X33X1 71104 - X33X2 71104 - X33X3	
 <b>KAPI KANAT PROFİLİ (87 mm)</b>	PROFİL BEYAZ İÇ YÜZ LAMİNE DIŞ YÜZ LAMİNE ÇİFT YÜZ LAMİNE	24 mt	21104 - 17000 21104 - X70X1 21104 - X70X2 21104 - X70X3		24 mt	71104 - 17000 71104 - X70X1 71104 - X70X2 71104 - X70X3	
 <b>DIŞA AÇILIM KAPI KANAT PROFİLİ (87 mm)</b>	PROFİL BEYAZ İÇ YÜZ LAMİNE DIŞ YÜZ LAMİNE ÇİFT YÜZ LAMİNE	24 mt	21104 - 18000 21104 - X80X1 21104 - X80X2 21104 - X80X3		24 mt	71104 - 18000 71104 - X80X1 71104 - X80X2 71104 - X80X3	
 <b>ÇİFT KANAT ARA PROFİLİ</b>	PROFİL BEYAZ İÇ YÜZ LAMİNE DIŞ YÜZ LAMİNE ÇİFT YÜZ LAMİNE	24 mt	22104 - 19000 22104 - X90X1 22104 - X90X2 22104 - X90X3				

PROFİL ADI	KODU	AMBALAJ MİKTARI	AÇIKLAMA
 ÇİFT CAM ÇİTASI (24 mm)	20101 - 05000 20101 - X50X1	180 mt	BEYAZ (Gri Contalı) Lamine (Contalı)
 ÇİFT CAM ÇİTASI (32 mm)	20101 - 05100 20101 - X51X1	180 mt	BEYAZ (Gri Contalı) Lamine (Contalı)
 ÇİFT CAM ÇİTASI (42 mm)	20101 - 05200 20101 - X52X1	180 mt	BEYAZ (Gri Contalı) Lamine (Contalı)
 KASA YÜKSELTME PROFİLİ (40 mm)	20112 - 05000 20112 - X50X1 20112 - X50X2	36 mt	BEYAZ TEK YÜZ LAMİNE ÇİFT YÜZ LAMİNE
 90° KÖŞE DÖNÜŞ PROFİLİ	20112 - 02000 20112 - X20X1	24 mt	BEYAZ LAMİNE
 AÇILI DÖNÜŞ BORUSU (Ø 70 mm)	20112 - 07000 20112 - X70X1	36 mt	BEYAZ LAMİNE
 AÇILI DÖNÜŞ ADAPTÖRÜ	20112 - 04000 20112 - X40X1 20112 - X40X2 20112 - X40X3	60 mt	BEYAZ İÇ YÜZ LAMİNE DIŞ YÜZ LAMİNE ÇİFT YÜZ LAMİNE
 KALIN BAĞ PROFİLİ	20112 - 06000 20112 - X60X1 20112 - X60X2	36 mt	BEYAZ İÇ YÜZ LAMİNE ÇİFT YÜZ LAMİNE
 KEMERLİ DOĞRAMA PROFİLİ	20304 - 01000 20304 - 03000		KASA ÇİFT CAM ÇİTASI (24 mm) KANAT ÇİFT CAM ÇİTASI (24 mm)
 KEMERLİ PERVAZ PROFİLİ	21108 - 02000 21108 - 02001		60X90 PERVAZ KEMERLİ 60X90 PERVAZ LAMİNE KEMERLİ



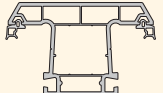
Tek yüz lamine kemerlerde %50, Çift yüz lamine kemerlerde %80 fiyat farkı uygulanır.

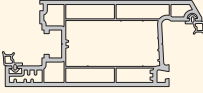




PROFİL ADI	AÇIKLAMA	PROFİL			CRP'li PROFİL		
		PAKET MK.	KODU		PAKET MK.	KODU	
	PROFİL BEYAZ İÇ YÜZ LAMİNE DIŞ YÜZ LAMİNE ÇİFT YÜZ LAMİNE	26 mt	21106 - 12100 21106 - X21X1 21106 - X21X2 21106 - X21X3				
<b>KASA PROFİLİ TEK RAY (48 mm)</b>	<b>COLORADO BEJ</b>		<b>23306 - 12100</b>				
	PROFİL BEYAZ İÇ YÜZ LAMİNE DIŞ YÜZ LAMİNE ÇİFT YÜZ LAMİNE	26 mt	21106 - 12000 21106 - X20X1 21106 - X20X2 21106 - X20X3		26 mt	71106 - 12000 71106 - X20X1 71106 - X20X2 71106 - X20X3	
<b>SÜPER KASA PROFİLİ TEK RAY (62 mm)</b>	<b>COLORADO BEJ</b>		<b>23306 - 12000</b>			<b>73306 - 12000</b>	
	PROFİL BEYAZ İÇ YÜZ LAMİNE DIŞ YÜZ LAMİNE ÇİFT YÜZ LAMİNE	26 mt	21106 - 01400 21106 - X14X1 21106 - X14X2 21106 - X14X3		26 mt	71106 - 01400 71106 - X14X1 71106 - X14X2 71106 - X14X3	
<b>KASA PROFİLİ ÇİFT RAY (55 mm)</b>	<b>COLORADO BEJ</b>		<b>23306 - 01400</b>			<b>73306 - 01400</b>	
	PROFİL BEYAZ İÇ YÜZ LAMİNE DIŞ YÜZ LAMİNE ÇİFT YÜZ LAMİNE	26 mt	21106 - 01000 21106 - X10X1 21106 - X10X2 21106 - X10X3		26 mt	71106 - 01000 71106 - X10X1 71106 - X10X2 71106 - X10X3	
<b>SÜPER KASA PROFİLİ ÇİFT RAY (62 mm)</b>	<b>COLORADO BEJ</b>		<b>23306 - 01000</b>			<b>73306 - 01000</b>	
	PROFİL BEYAZ İÇ YÜZ LAMİNE DIŞ YÜZ LAMİNE ÇİFT YÜZ LAMİNE	26 mt	21106 - 01100 21106 - X11X1 21106 - X11X2 21106 - X11X3		26 mt	71106 - 01100 71106 - X11X1 71106 - X11X2 71106 - X11X3	
<b>PERVAZLI KASA (88 mm)</b>	<b>COLORADO BEJ</b>		<b>23306 - 01100</b>			<b>73306 - 01100</b>	
	PROFİL BEYAZ ÇİFT YÜZ LAMİNE	24 mt	21409 - 01000 21409 - X10X3				
<b>SİNEKLİKLİ SÜRME KASA (70 mm)</b>							
	PROFİL BEYAZ İÇ YÜZ LAMİNE DIŞ YÜZ LAMİNE ÇİFT YÜZ LAMİNE	24 mt	21106 - 15300 21106 - X53X1 21106 - X53X2 21106 - X53X3				
<b>KIL FİTİLLİ SÜRME KANAT (63 mm)</b>	<b>COLORADO BEJ</b>		<b>23306 - 15300</b>				
	PROFİL BEYAZ İÇ YÜZ LAMİNE DIŞ YÜZ LAMİNE ÇİFT YÜZ LAMİNE	36 mt	21105 - 13000 21105 - X30X1 21105 - X30X2 21105 - X30X3				
<b>ORTA KAYIT PROFİLİ (40 mm)</b>	<b>COLORADO BEJ</b>		<b>23305 - 13000</b>				
	PROFİL BEYAZ İÇ YÜZ LAMİNE DIŞ YÜZ LAMİNE ÇİFT YÜZ LAMİNE	36 mt	21105 - 11000 21105 - X10X1 21105 - X10X2 21105 - X10X3				
<b>KASA PROFİLİ (42 mm)</b>	<b>COLORADO BEJ</b>		<b>23305 - 11000</b>				
	PROFİL BEYAZ İÇ YÜZ LAMİNE DIŞ YÜZ LAMİNE ÇİFT YÜZ LAMİNE	36 mt	22206 - 14000 22206 - X40X1 22206 - X40X2 22206 - X40X3				
<b>ÇİFT RAY ADAPTÖR PROFİLİ</b>	<b>COLORADO BEJ</b>		<b>23206 - 14000</b>				

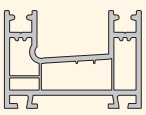
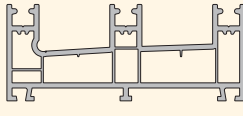
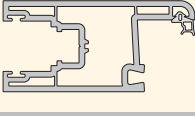
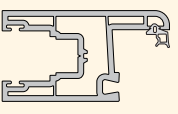





PROFİL ADI	KODU	AMBALAJ MİKTARI	AÇIKLAMA
	20107 - 01200 20107 - X12X1	120 mt	BEYAZ LAMİNE
<b>TEK RAY PVC KANAL KAPAMA</b>	23107 - 01200		COLORADO BEJ
	22106 - 01200 22306 - X12X1	36 mt	BEYAZ LAMİNE
<b>SİNEKLİK RAY ADAPTÖRÜ</b>	23306 - 01200		COLORADO BEJ
	21409 - 05000 21409 - X50X3	60 mt	BEYAZ ÇİFT YÜZ LAMİNE
<b>SÜRME SİNEKLİK KANAT</b>			
	21409 - 03000 21409 - X30X3	60 mt	BEYAZ ÇİFT YÜZ LAMİNE
<b>SİNEKLİK KANAT ORTA KAYIT</b>			
	20107 - 05000 20107 - X50X1	180 mt	BEYAZ LAMİNE
<b>SİNEKLİK KANAT ARKA KAPAMA</b>			
	20101 - 03100 20101 - X31X1	180 mt	BEYAZ LAMİNE
<b>TEK CAM ÇİTASI (4 mm)</b>	23101 - 03100		COLORADO BEJ
	20101 - 03000 20101 - X30X1	180 mt	BEYAZ LAMİNE
<b>ÇİFT CAM ÇİTASI (20 mm)</b>	23101 - 03000		COLORADO BEJ
	20107 - 01000 20107 - X10X1	180 mt	BEYAZ LAMİNE
<b>KANAT KAPAMA PROFİLİ</b>	23107 - 01000		COLORADO BEJ
	20107 - 01100 20107 - X110X	120 mt	BEYAZ LAMİNE
<b>ALIN KAPAMA PROFİLİ</b>	23107 - 01100		COLORADO BEJ
	20107 - 02000 20107 - 22000	180 mt	BEYAZ KARAMEL
<b>KASA KANAL KAPATMA PROFİLİ</b>	23107 - 02000		COLORADO BEJ
	20107 - 03000 20107 - 23000	180 mt	BEYAZ KARAMEL
<b>KANAT ARA BİNDİRME</b>			COLORADO BEJ

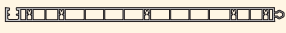

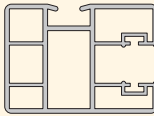
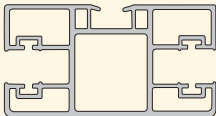


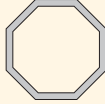

## PERGE AVANTAJ SERİSİ

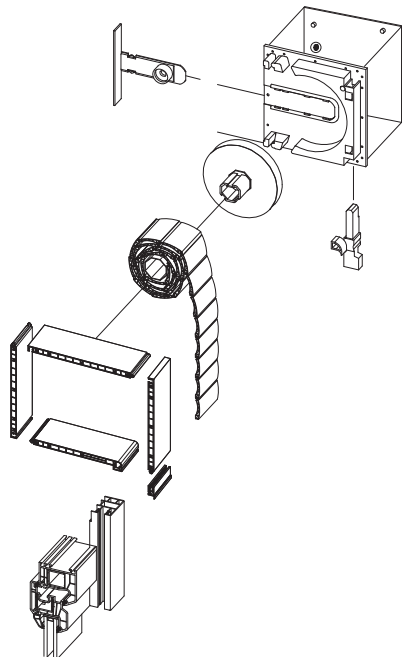
PROFİL ADI	KODU	AMBALAJ MİKTARI	AÇIKLAMA
	21105 - 11100	36 mt	CONTALI PROFİL BEYAZ
<b>KASA PROFİLİ (42 mm)</b>			
	21105 - 15100	36 mt	CONTALI PROFİL BEYAZ
<b>KANAT PROFİLİ (57 mm)</b>			
	21105 - 13100	36 mt	CONTALI PROFİL BEYAZ
<b>ORTA KAYIT PROFİLİ (40 mm)</b>			

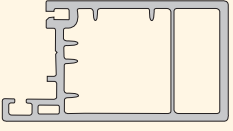
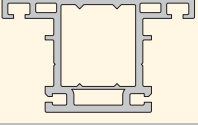



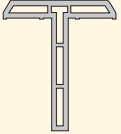
PROFİL ADI	KODU	AMBALAJ MİKTARI	AÇIKLAMA
	21105 - 17000	24 mt	CONTALI PROFİL BEYAZ
KAPI KANAT PROFİLİ (95 mm)			
	20101 - 03100	180 mt	BEYAZ (Gri Contalı)
TEK CAM ÇİTASI (4 mm)			
	20101 - 03000	180 mt	BEYAZ (Gri Contalı)
ÇİFT CAM ÇİTASI (20 mm)			

## MARMARA SÜRME SERİSİ


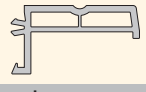
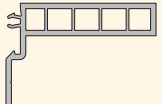




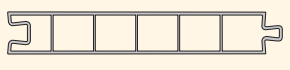
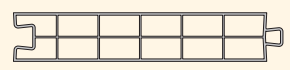


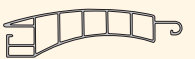
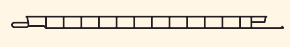
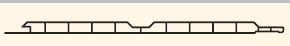

PROFİL ADI	KODU	AMBALAJ MİKTARI	AÇIKLAMA
	21108 - 01000	36 mt	BEYAZ
KASA PROFİLİ (Çift Ray) (45 mm)			
	21108 - 01100	36 mt	BEYAZ
KASA PROFİLİ (Üç Ray) (45 mm)			
	21108 - 15200	36 mt	CONTALI PROFİL BEYAZ
KANAT KIL FİTİLLİ PROFİL (59 mm)			
	21108-15000	36 mt	BEYAZ
KANAT KIL FİTİLLİ PROFİL			
	20101 - 04300	180 mt	BEYAZ
TEK CAM ÇİTASI (4 mm)			
	20101 - 02200	180 mt	BEYAZ
ÇİFT CAM ÇİTASI (15 mm)			
	20101 - 01300	180 mt	BEYAZ
ÇİFT CAM ÇİTASI (17 mm)			
	20107 - 04000	180 mt	BEYAZ
KANAT KAPAMA PROFİLİ			
	20107 - 03000 20107 - 23000	180 mt	BEYAZ KARAMEL
KANAT ARA BİNDİRME			

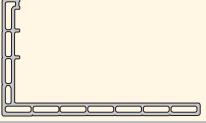

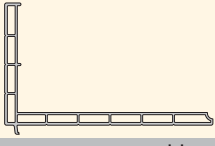




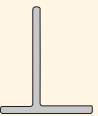

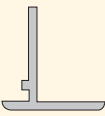

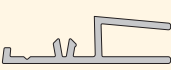
PROFİL ADI	KODU	AMBALAJ MİKTARI	AÇIKLAMA
	21501 - 01100 21501 - X11X2	36 mt	BEYAZ LAMİNE
KUTU PROFİLİ (Dış - Üst - İç) (190 mm)	23501 - 01100		COLORADO BEJ
	21501 - 03100 21501 - X31X2	36 mt	BEYAZ LAMİNE
KUTU PROFİLİ (Alt) (165 mm)	23501 - 03100		COLORADO BEJ
	21501 - 04100 21501 - X40X2	36 mt	BEYAZ LAMİNE
YENİ YAN RAY	23501 - 04100		COLORADO BEJ
	21501 - 05000 21501 - X50X2	36 mt	BEYAZ LAMİNE
ORTA RAY	23501 - 05000		COLORADO BEJ
	21501 - 10000	240 mt	BEYAZ
PANJUR LAMELİ (37 mm)	23501 - 10000		COLORADO BEJ
	21501 - 06100 21501 - X61X2	180 mt	BEYAZ LAMİNE
TAMPON ÇİTASI	23501 - 06100		COLORADO BEJ
	21501 - 08100	36 mt	BEYAZ
PANJUR SARMA BORUSU (PVC) (50 mm)			
	20110 - 07000 20110 - X70X2	180 mt	BEYAZ LAMİNE
FİX ETME GÖNYESİ	23110 - 07000		COLORADO BEJ



PROFİL ADI	KODU	AMBALAJ MİKTARI	AÇIKLAMA	TL / mt
	21601 - 01000 21601 - X10X2	48 mt	BEYAZ LAMİNE	
<b>KANAT PROFİLİ</b>				
	21601 - 02000 21601 - X20X2	36 mt	BEYAZ LAMİNE	
<b>ORTA KAYIT PROFİLİ</b>				
	21601 - 03000 21601 - X30X2	180 mt	BEYAZ LAMİNE	
<b>LAMEL PROFİLİ</b>				
	21601 - 04000 21601 - X40X2	180 mt	BEYAZ LAMİNE	
<b>LAMEL ÇİTASI</b>				
	21601 - 05000 21601 - X50X2	180 mt	BEYAZ LAMİNE	
<b>KANAT İÇ KAPATMA PROFİLİ</b>				
	21601 - 06000 21601 - X60X2	180 mt	BEYAZ LAMİNE	
<b>KEPENK T PROFİLİ</b>				



PROFİL ADI	KODU	AMBALAJ MİKTARI	AÇIKLAMA
	20108 - 08000 20108 - 28000	180 mt	BEYAZ KARAMEL
<b>KISA BAĞ PROFİLİ</b>	23108 - 08000		COLORADO BEJ
	20108 - 07000 20108 - X70X1	90 mt	BEYAZ LAMİNE
<b>KASA KLİPS PERVAZ (35 mm)</b>	23108 - 07000		COLORADO BEJ
	20108 - 07100 20108 - X71X1	60 mt	BEYAZ LAMİNE
<b>YENİ KASA KLİP PERVAZ (50 mm)</b>	23108 - 07100		COLORADO BEJ
	20101 - 02300 20101 - X23X1	180 mt	BEYAZ LAMİNE
<b>CAM BÖLME ÇİTASI</b>			
	20110 - 08000 20110 - 28000	360 mt	BEYAZ (Gri Contalı) KARAMEL
<b>KASA KANAL KAPATMA PROFİLİ</b>	23110 - 08000		COLORADO BEJ
	20110 - 09200	1 TBK (120x240)	BEYAZ
<b>PVC PANEL (24 mm)</b>			
	20110 - 09300	1 TBK (120x240)	BEYAZ
<b>PVC PANEL (20 mm)</b>			
	20102 - 03000 20102 - X30X1 20102 - X30X3	36 mt	BEYAZ TEK YÜZ LAMİNE ÇİFT YÜZ LAMİNE
<b>TEK ODACIKLI LAMBRİ P. (125x20 mm)</b>	23102 - 03000		COLORADO BEJ
	20102 - 05000 20102 - X50X1 20102 - X50X3	36 mt	BEYAZ TEK YÜZ LAMİNE ÇİFT YÜZ LAMİNE
<b>LAMBRİ PROFİLİ (125x24 mm)</b>	23102 - 05000		COLORADO BEJ
	20102 - 02000 20102 - X20X1 20102 - X20X3	48 mt	BEYAZ TEK YÜZ LAMİNE ÇİFT YÜZ LAMİNE
<b>LAMBRİ PROFİLİ (100x20 mm)</b>	23102 - 02000		COLORADO BEJ
	20102 - 52000	48 mt	BEYAZ
<b>YENİ LAMBRİ PROFİLİ (100x20 mm)</b>			
	20109 - 01100	144 mt	BEYAZ
<b>PANJUR LAMELİ (55 mm)</b>			
	20103 - 01100	60 mt	BEYAZ
<b>YENİ DÜZ DUVAR TAVAN LAMBRİSİ (200 mm)</b>			
	20103 - 02100	60 mt	BEYAZ
<b>FUGALI DUVAR TAVAN LAMBRİSİ (200 mm)</b>			
	20110 - 01000 20110 - X10X1	36 mt	BEYAZ LAMİNE
<b>PVC DENİZLİK PROFİLİ (170 mm)</b>			

PROFİL ADI	KODU	AMBALAJ MİKTARI	AÇIKLAMA
	20108 - 03000 20108 - X30X1	36 mt	BEYAZ LAMİNE
<b>KALIN PERVAZ PROFİLİ (67,5x115)</b>	23108 - 03000		COLORADO BEJ
	20108 - 04000 20108 - X40X1	36 mt	BEYAZ LAMİNE
<b>PERVAZ PROFİLİ (60 x 130)</b>	23108 - 04000		COLORADO BEJ
	20108 - 03100 20108 - X31X1	36 mt	BEYAZ LAMİNE
<b>TIRNAKLI KALIN PERVAZ PROFİLİ (67,5x115)</b>	23108 - 03100		COLORADO BEJ
	20108 - 02000 20108 - X20X1	36 mt	BEYAZ LAMİNE
<b>PERVAZ PROFİLİ (60 x 90)</b>	23108 - 02000		COLORADO BEJ
	20108 - 05000 20108 - X50X1	90 mt	BEYAZ LAMİNE
<b>PERVAZ PROFİLİ (30 x 50)</b>	23108 - 05000		COLORADO BEJ
	20110 - 07000 20110 - X70X1	180 mt	BEYAZ LAMİNE
<b>PVC DAR L PROFİLİ (18x22)</b>	23110 - 07000		COLORADO BEJ
	20110 - 06000 20110 - X60X1	180 mt	BEYAZ LAMİNE
<b>PVC GENİŞ L PROFİLİ (26x16,5)</b>	23110 - 06000		COLORADO BEJ
	20110 - 04000 20110 - X40X1	180 mt	BEYAZ LAMİNE
<b>PVC DAR T ÇİTASI (29x25)</b>	23110 - 04000		COLORADO BEJ
	20110 - 03000 20110 - X30X1	180 mt	BEYAZ LAMİNE
<b>PVC GENİŞ T ÇİTASI (24x45)</b>	23110 - 03000		COLORADO BEJ
	20110 - 05000 20110 - X50X1	180 mt	BEYAZ LAMİNE
<b>PVC T ÇİTASI (28x28)</b>	23110 - 05000		COLORADO BEJ
	20108 - 06000	120 mt	BEYAZ
<b>KASA ALTI PERVAZ TUTUCU</b>			
	20108 - 07200	180 mt	BEYAZ
<b>PERVAZ ADAPTÖRÜ</b>			

# Benim

## kapı gibi ailem var

### Yaramazlık en büyük hakkı!

Suya, neme, ateşe dayanıklı Adokapı'yı işte bu yüzden ürettik!  
Her yaramazlığında hayatı öğrenen çocuklarımızdan ilham aldık.  
Arkalarında kapı gibi bir ailelerinin olduğunu bilsinler istedik.



DARBELERE  
DAYANIKLI



ANTI  
BAKTERİYEL



NEME  
DAYANIKLI



BOYA VE  
BAKIM  
GEREKTİRMEZ



SUYA  
DAYANIKLI



B1  
YANMAZLIK

444 3 667

 **ADOKAPI**  
AHSAP KOMPOZİT KAPI

adokapi.com.tr

GÜZELTAŞ ALM. 0 322 351 00 82 ADANA • ORJİN MÜHENDİSLİK VE İNŞAAT SANAYİ 0 264 281 88 42 ADAPAZARI • YUNİS AĞLAMAZ 0 416 782 19 81 ADIYAMAN • KMD MUTFAK 0 272 214 51 13 AFYON • ALTINTAŞ PLS. 0 472 216 46 46 AĞRI • ACEMOĞLU 0 384 213 45 07 AKSARAY  
PIDOPEN 444 19 49 ANKARA • ERAYSAH TURZ. TIC.LTD. 0 536 232 52 33 ANTALYA • KAZANCI ALIM. 0 242 345 12 27 ANTALYA • UYAROĞLU İNŞ.MALZ. 0 256 225 83 87 AYDIN • ÇELİKPEN ALÜM 0 256 811 17 00 AYDIN • DİNAMİK PEN 0 532 200 22 52 - 0 378 228 71 77 BARTIN  
DİNAMİK PEN 0 378 228 71 77 KASTAMONU • ALP ALÜMİNYUM 0 488 213 36 78 BATMAN • BOLU HUZUR YAPI İNŞ.NAKL.SAN. VE TIC.LTD.ŞTİ. 0 374 213 13 50 BOLU • AREMTA YAPI 0 224 443 06 58 BURSA • EVİM YAPI DÜNYASI 0 228 212 27 69 BİLEÇİK  
KÖKSAL PEN 0 322 613 27 55 CEYHAN / ADANA • YILDIZ PARKE VE ZEMİN KAPLAMA SANAYİ VE TIC.LTD.ŞTİ. 0 282 685 48 55 ÇORLU • MAZİ OR.ÜR.N. 0 258 268 43 54 - 55 DENİZLİ • DUMAN GIDA TEKSTİL İNŞ.NAK.EMLAK OTO ALM.ST.İTH.İHR.SAN.TİC.LTD.ŞTİ. 0 380 514 29 15 DÜZCE  
SEZGİN MOBİLYA 0 266 392 12 08 EDREMIT / BALIKESİR • SEZGİN MOB 0 266 392 12 08 EDREMIT / BALIKESİR • BİLSU YAPI 0 266 396 22 22 - 31 11 EDREMIT / BALIKESİR • YASIN MOBİLYA 0 424 281 21 20 - 27 48 ELAZIĞ • YASIN MOBİLYA 0 424 281 21 20 - 27 48 BİNGÖL  
YASIN MOBİLYA 0 424 281 21 20 - 27 48 TUNCELİ • ERDEMER İÇ DEKORASYON 0 446 214 80 54 ERZİNCAN • ERDEMLER ORMAN ÜRÜNLERİ 0 533 240 33 04 ERZURUM • KMD MUTFAK 0 222 233 27 82-81 ESKİŞEHİR • GÖZDEM MOB. 0 252 612 72 48 FETHİYE • ÖZKA KAPI İNŞ. LTD.ŞTİ. 0 342  
320 01 02 GAZİANTEP • TEKSÖZ ORM.ÜR.N. 0 326 221 06 52 HATAY • PEKER ALÜMİNYUM - DÜRMEŞ ALI PEKER 0 246 441 79 09 İSPARTA • KÖRFEZ İNŞ. 0 326 615 38 23 İSKENDERUN / HATAY • ADELSAN PVC KAPI PEN. SIS. 0 324 482 46 56 İÇEL  
GÖKLER KAPI 0 216 398 44 38 İSTANBUL (ANADOLU YK) • MAKRO KAPI 0 216 661 58 31 - 32 İSTANBUL (ANADOLU YK) • DEMİRCİOĞLU KAPI VE YAPI ELEMANLARI İNŞ.TAAH.TİC.LTD.ŞTİ. 0 216 612 52 74 İSTANBUL (ANADOLU YK) • EMRE DEMİR 0 216 378 84 54 İSTANBUL (ANADOLU YK)  
TRİMAT YAPI ELEMENTLERİ 0 216 518 33 66 İSTANBUL (ANADOLU YK) • AKAL MOBİLYA 0 212 650 84 55 İSTANBUL (AVRUPA YK) • DMC YAPI 0 212 418 18 97 İSTANBUL (AVRUPA YK) • GÖKLER KAPI 0 212 670 44 34 - 36 İSTANBUL (AVRUPA YK)  
ÖZDEK METAL YAPI - ABUBEKİR ÖZDEK 0 212 597 34 65 İSTANBUL (AVRUPA YK) • YÜKSELYAPI 0 232 254 54 60 İZMİR • KAÇANLAR İNŞ. 0 232 892 13 13 İZMİR / SELÇUK • AKSEKİ 0 232 271 54 22 İZMİR • TİRE GÜREL 0 232 511 47 90 - 17 97 İZMİR / TİRE  
DÖRT EL YAPI PLS. CAM TIC. LTD. ŞTİ. 0 232 934 58 71 İZMİR • AHMET TORUZOĞULLARI HIRD. MAK. İNŞ.ORM.ÜRÜNLERİ 0 532 524 70 33 - 0 232 363 29 19 İZMİR • YAŞAR İNŞ. 0 370 412 25 61 - 413 22 64 KARABÜK  
ÇAĞLAR İNŞ. 0 352 322 20 97 -98-99 KAYSERİ • TÜRKUAZ AHSAP DEKORASYON YAPI MALZ.İNŞ.SAN.VE TIC.LTD.ŞTİ. 0 366 222 25 50 KASTAMONU • ÇAĞLAR İNŞ. 0 352 322 20 97 -98-99 NİĞDE • ÇAĞLAR İNŞ. 0 352 322 20 97 -98-99 NEVŞEHİR  
ÇAĞLAYANLAR PVC PROFİL İNŞ.SAN.TİC.LTD.ŞTİ. 0 262 349 21 22 KOCAELİ • ORAZ YAPI 0 262 312 79 72-4 HAT KOCAELİ • VİNPEN 0 332 342 64 42 KONYA • PENMATİK 0 332 235 47 79 KONYA • KMD MUTFAK 0 274 224 50 30 KÜTAHYA • DOOR-LINE LTD.ŞTİ. 0 392 225 21 72 KIBRIS  
GÜNERLER YAPI İNŞ. SSN. TIC. LTD.ŞTİ. 0 422 615 11 43 MALATYA • HAK-PEN 0 422 322 19 10 MALATYA • ERDİNÇ EV TEKS. 0 236 238 48 02 MANİSA • TNR YAPI - HABİP TENAR ÜTEBAY 0 236 713 12 10 MANİSA • AYŞAN AHSAP 0 482 462 52 00-0 532 603 92 44 MARDİN  
AYŞAN AHSAP 0 482 462 52 00-0 532 603 92 44 ŞIRNAK • GÖNEN İNŞ. 0 324 714 66 29 MERSİN • MUĞLA ŞAHİNLER ORM. 0 252 212 92 33 MUĞLA • ÇAĞDAŞ YILMAZ 0 532 782 50 63 MUŞ • İPEKPEN PVC SAN. TIC. LTD.ŞTİ. 0 328 812 35 82 OSMANİYE  
BÖLÜKBAŞI HAZIR DOĞRAMA 0 264 279 07 47 SAKARYA • SIMPA TİCARET 0 362 447 33 33 SAMSUN • KAÇARLAR PLASTİK AĞAÇ DOĞRAMA 0 264 718 39 18 SAKARYA • YAŞASAN İNŞ. 0 362 266 77 72 SAMSUN • İLKE PROFİL 0 322 212 00 01 - ADANA / SEYHAN  
HİNİÇÖĞÜLLARI 0 368 315 13 03 SİNOP • EREN GRUP ORMAN ÜRN. 0 346 222 04 80 SİVAS • MODERN MUTFAK- SONER BAÇ 0 282 768 15 42 TEKİRDAĞ • ŞENER ENDÜSTRİ ÜRT. ELEKT.SAN.A.Ş. 0 356 232 97 77 TOKAT • FEREL PLS. 0 414 315 64 25 ŞANLIURFA  
SÖZENLER 0 462 325 24 24 TRABZON • PIRAMİT MÜHENDİSLİK 0 276 223 42 47 UŞAK • SÜMERCANLAR YAPI 0 276 326 21 66 UŞAK / BANAZ • TOPRAKÖĞLU YAPI 0 432 223 17 00 VAN • SİLA DEKOR 0 226 245 04 06 YALOVA • DEMİREL PVC 0 354 217 37 92 YOZGAT  
NUR-İŞ PVC 0 322 234 40 80 ADANA / YÜREĞİR • ÇELEBİOĞLU 0 282 686 28 70 TEKİRDAĞ / ÇORLU • ÇET-YAPI PROFİL İSICAM DAY.TÜK.MAL.İNŞ.TUR.SAN.TİC.LTD.ŞTİ. 0 372 266 00 16 ZONGULDAK



*Yıllarca, güvenle...*



Accado 2009 yılında Türkiye'deki PVC Pencere ve Kapı sektöründeki kuruluşların koşulsuz müşteri memnuniyetlerini ve beklentilerini karşılayabilmek üzere 15.000 m<sup>2</sup> kapalı alanda Antalya'da kuruldu.

"Aksesuar Sektöründe öncü" olma hedefi ile standart ve AR-GE çalışmalarına ağırlık vermiş olup, insan kaynakları değerlendirmeleri ve eğitim faaliyetlerini ön planda tutarak yenilikçi bir yapıda hizmet vermektedir.

[www.accado.com.tr](http://www.accado.com.tr)

**ACCADO**<sup>®</sup>  
AKSESUAR SİSTEMLERİ

ADO

# DOĞA DOSTU, DOĞA ŞARTLARINA DAYANIKLI

DECKADO geri dönüşümlü polimer ve sert ağaç liflerinden üretilen doğaya dost ve ekolojik bir üründür.

Ahşaptan farklı olarak haşere ve böceklerin verdiği zararlardan etkilenmez, anti bakteriyel özelliğiyle dikkat çekici, rutubete ve neme karşı dayanıklıdır. Çatlama, parçalanma, eğrilme, bükülme gerçekleşmez.

Deckado Classic 140 mm Zemin Kaplama

## KULLANIM ALANLARI

- Havuz kenarları
- Plajlar
- İskeleler
- Verandalar
- Pergolalar
- Kamelyalar
- Kır Bahçeleri
- Bahçe Yolları
- Yürüyüş Yolları
- Açık Alanlar



Yağmura, soğuğa, güneşe ve her türlü hava koşullarına karşı maksimum direnç kazandırılarak renk solması minimuma indirildi.



# **PLADECK**<sup>®</sup> POLYMER İNŞAAT KALIP SİSTEMLERİ

Pladeck, inşaat sektöründe öncelikle döşeme ve kolon, kiriş gibi her tür beton dökümü için tasarlanmış uygun maliyetiyle ahşap ve beton kontraplağına alternatif ideal bir beton kalıbıdır.

Pladeck'in mekanik özellikleri yüklemenin süresine bağlı değildir. Değişken yüklemeler PLADECK'ın yorulmasına yol açmaz.

Su, Nem ve hava şartlarından etkilenmez, yangına karşı dayanıklıdır. Alev almaz.



[www.pladeck.com](http://www.pladeck.com)



**MERKEZ**

Antalya Organize Sanayi Bölgesi  
2.Kısım Mah. 21.Cadde No:3  
07040 Döşemealtı / ANTALYA  
Tel : +90 242 236 20 00  
Faks : +90 242 236 20 90

**SATIŞ GRUP BAŞKANLIĞI**

Mahmutbey Taşocağı Yolu No:7  
34560 Bağcılar / İSTANBUL  
Tel. : +90 212 445 16 00  
Faks : +90 212 445 16 26

ADOPEN Pencere Hattı

**444 24 24**

*[www.adopen.com](http://www.adopen.com)*